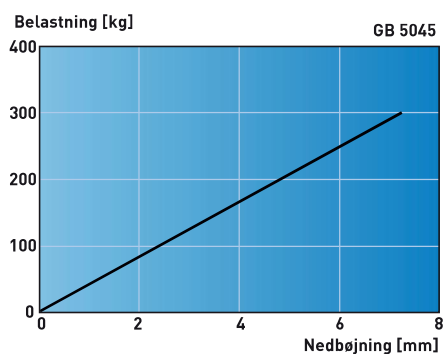
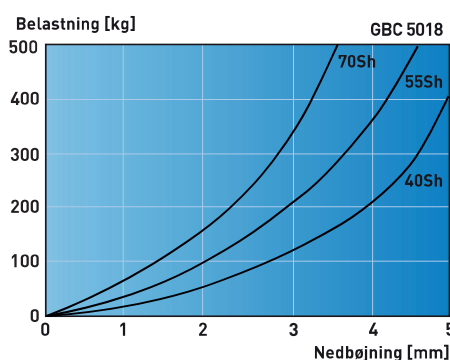
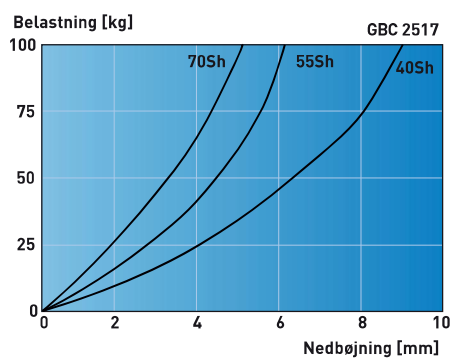
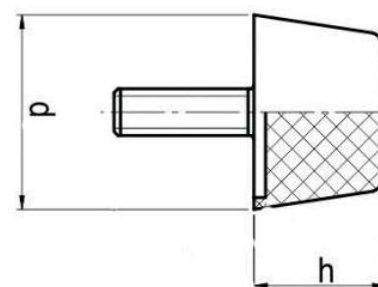


Type +	Ø d [mm]	h [mm]	d ₃ [mm]	Gevind tap
1212	12	12	M4	M4x10
1463	14	6,3	M4	M4x4
1509	15	9	M5	M5x12
1512	15	12	M5	M5x12
2014	20	14	M6	M6x18
2016	20	16	M6	M6x18
2017	20	17	M6	M6x18
2208	22	8	M6	M6x118
2212	22	12	M6	M6x18
2512	25	12	M6	M6x18
2514	25	14	M4	M4x10
2517	25	17	M6	M6x18
3222	32	22	M8	M8x23

Type +	Ø d [mm]	h [mm]	d ₃ [mm]	Gevind tap
3540	35	40	M8	M8x23
3835	38	35	M10	M10x28
4335	43	35	M10	M10x28
4350	43	50	M10	M10x28
4521	45	21	M8	M8x46
5018	50	18	M10	M10x28
5020	50x50	20	M10	M10x28
5050	50	50	M10	M10x28
6040	60	40	M10	M10x28
7025	70	25	M12	M12x37
8027	80x80	27	M12	M12x37
12545	125	45	M16	M16x45



TYPE GBCD



TYPE GBCE

