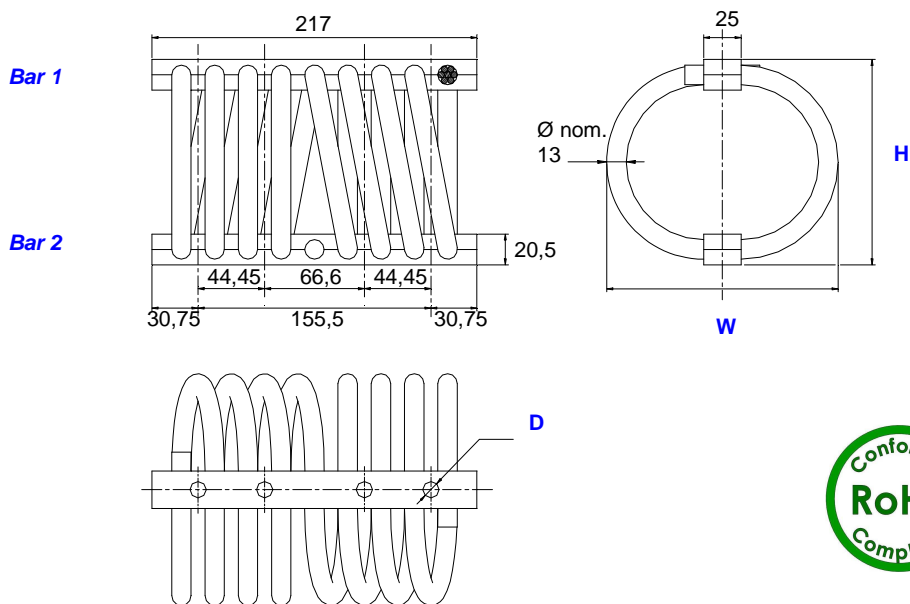


wire rope isolators standard line "Helical"

series CB1400

definition



Dimensions are in mm.

Dimensions for reference only.

- All metal multidirectional anti-vibration/shock mounts.
- Exceptional reliability and long life.
- High damping.
- No ageing.
- Corrosion resistant.
- Unequalled temperature range : -180°C +300°C.
- Great adaptability/versatility. Specials on request (material size and number of loops, etc.).



Series
Materials and finishes
CB1400
Cable : stainless steel. (galvanised CBG1400)
Retainer bars : Aluminium alloy/Surtec 650
Screws : Alloy steel/zinc plate. (Inserts : stainless steel.)
<i>Other materials on request.</i>

Model	height H (mm)	width W (mm)	mass (kg)
-12	76	92	1,8
-15	83	102	2,0
-17	89	105	2,0
-20	95	121	2,2
-30	108	133	2,4
-40	124	143	2,7
-50	137	156	2,9
-60	155	180	3,2
-70	166	186	3,5

Interfaces	Bar 1		
	fixture holes D	4 through holes Ø 8,4 mm	4 through holes Ø 8,4 mm countersunk 90°
Bar 2			
4 through holes Ø 8,4 mm	no suffix	not standard	not standard
4 through holes Ø 8,4 mm countersunk 90°	CM	CM2	not standard
4 inserts M8	IM	CIM	IM2

Example :
CB1400-17IM2

C B 1 4 0 0 - 1 7 I M 2

Prefix :
"Helical" mount
from the **CB1400** series

Model : -17
height : 89 mm
width : 105 mm
mass : 2,0 kg
8 loops
(**Model : -17-06**)
=
=
=
6 loops

Suffix : IM2
4 inserts M8
in bars 1 and 2.

Note : Standard models of this series have 8 loops.

01/07/2013

Socitec
BP 33, 78501 Sartrouville cedex - France
Telephone : +33 (0)1 61 04 60 00
Fax : +33 (0)1 39 14 03 27
http://www.socitec.com
e-mail : shock-intl@socitec.com

Document subject to modification without prior notice



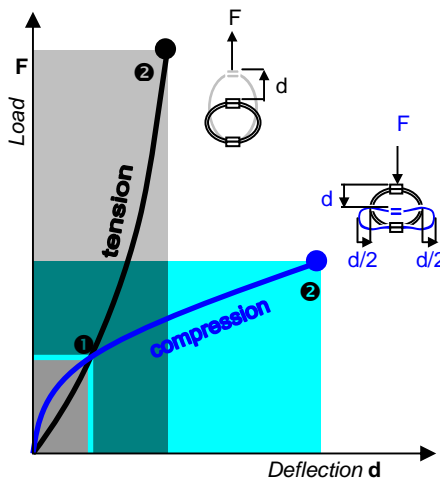
series

CB1400

wire rope isolators

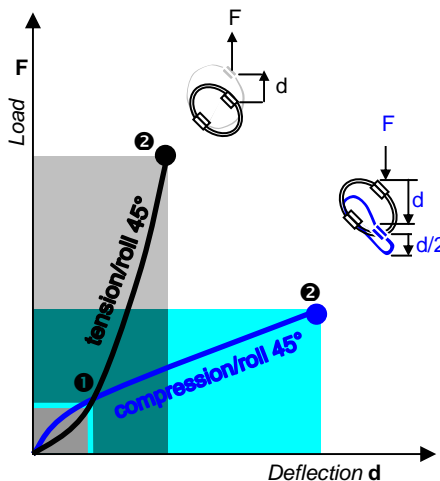
standard line "Helical"

performances*



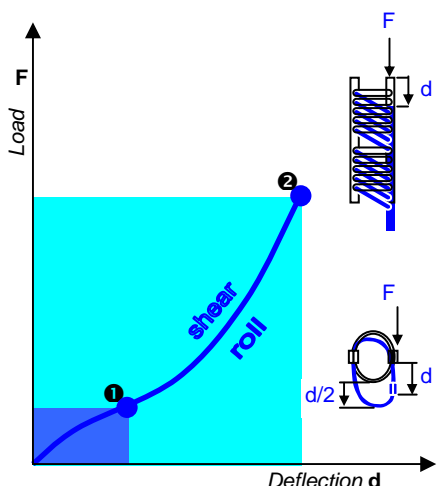
Compression and Tension

CB1400 series	Model	-12	-15	-17	-20	-30	-40	-50	-60	-70
Max static	F daN	496	416	396	301	261	237	206	162	156
	d mm	5,9	7,0	7,9	9,0	11,1	13,6	15,4	19,0	20,0
Max shock	F daN	1488	1247	1189	903	782	711	618	486	466
	d mm	32	38	43	49	60	75	86	103	113
Max vibration	2a mm	3,5	4,2	4,7	5,4	6,6	8,3	9,5	11,3	12,4
	f Hz	6,5	6,1	5,5	5,5	4,9	4,2	3,9	3,6	3,3
Max static	F daN	496	416	396	301	261	237	206	162	156
	d mm	4,2	5,3	5,5	7,3	8,5	9,4	10,6	13,2	13,6
Max shock	F daN	4184	3642	3276	2821	2327	1920	1648	1336	1228
	d mm	17	22	22	32	35	36	40	52	51
Max vibration	2a mm	1,8	2,4	2,4	3,5	3,9	4,0	4,4	5,7	5,6
	f Hz	10,0	9,0	8,8	7,6	7,1	6,7	6,3	5,7	5,6



Compression/roll 45°-Tension/roll 45°

CB1400 series	Model	-12	-15	-17	-20	-30	-40	-50	-60	-70
Max static	F daN	372	312	297	226	196	178	154	121	117
	d mm	9,9	12,0	13,7	15,8	19,6	24,7	28,0	34,4	29,5
Max shock	F daN	897	758	714	557	477	425	368	291	277
	d mm	48	57	65	74	90	113	129	155	169
Max vibration	2a mm	5,3	6,3	7,1	8,1	9,9	12,4	14,2	17,0	18,6
	f Hz	5,4	5,1	4,6	4,6	4,0	3,4	3,2	3,0	2,8
Max static	F daN	372	312	297	226	196	178	154	121	117
	d mm	6,6	8,2	8,6	11,4	13,2	14,6	16,5	20,6	21,3
Max shock	F daN	3050	2664	2383	2076	1705	1394	1195	972	889
	d mm	22	29	29	42	47	48	54	69	68
Max vibration	2a mm	2,5	3,2	3,2	4,7	5,2	5,3	5,9	7,6	7,5
	f Hz	8,8	7,9	7,7	6,7	6,2	5,9	5,6	5,0	4,9



Shear or roll

CB1400 series	Model	-12	-15	-17	-20	-30	-40	-50	-60	-70
Max static	F daN	248	208	198	151	130	119	103	81	78
	d mm	11,2	13,3	15,0	17,1	21,0	26,2	30,1	36,0	39,6
Max shock	F daN	1367	1169	1035	889	715	569	481	385	349
	d mm	30	37	40	51	60	68	77	95	99
Max vibration	2a mm	3,3	4,1	4,3	5,6	6,5	7,4	8,4	10,4	10,9
	f Hz	7,2	6,5	6,2	5,6	5,1	4,7	4,4	4,0	3,9

- ① Max static load (F) with corresponding deflection (d)
- ② Max shock load (F) with corresponding deflection (d)
- ⊖ Uncoupled resonant frequency (f) under max static loading ① and max peak to peak sinusoidal vibration input (2a)

* **Important** : Performance characteristics are given here for reference only. They can be increased under specific conditions. Contact us.

01/07/2013

Typical shock/vibration specifications :

Ground Forces GAM EG13A, SEFT 001, MIL-STD-810, VG 95332.
 Air AIR 7306, MIL-E-5400, MIL-C-172, MIL-STD-810.
 Marine GAM EG13C, IT25-21/96-31/15-86, MIL-S-167, MIL-S-901, STANAG 042, BV 043.73, BV 044.
 Others GAM EMB1, GAM EMBT4, DEF STAN 07-55, IEC 571, FINABEL 2C.

Socitec
 BP 33, 78501 Sartrouville cedex - France
 Telephone : +33 (0)1 61 04 60 00
 Fax : +33 (0)1 39 14 03 27
<http://www.socitec.com>
 e-mail : shock-intl@socitec.com



Document subject to modification without prior notice